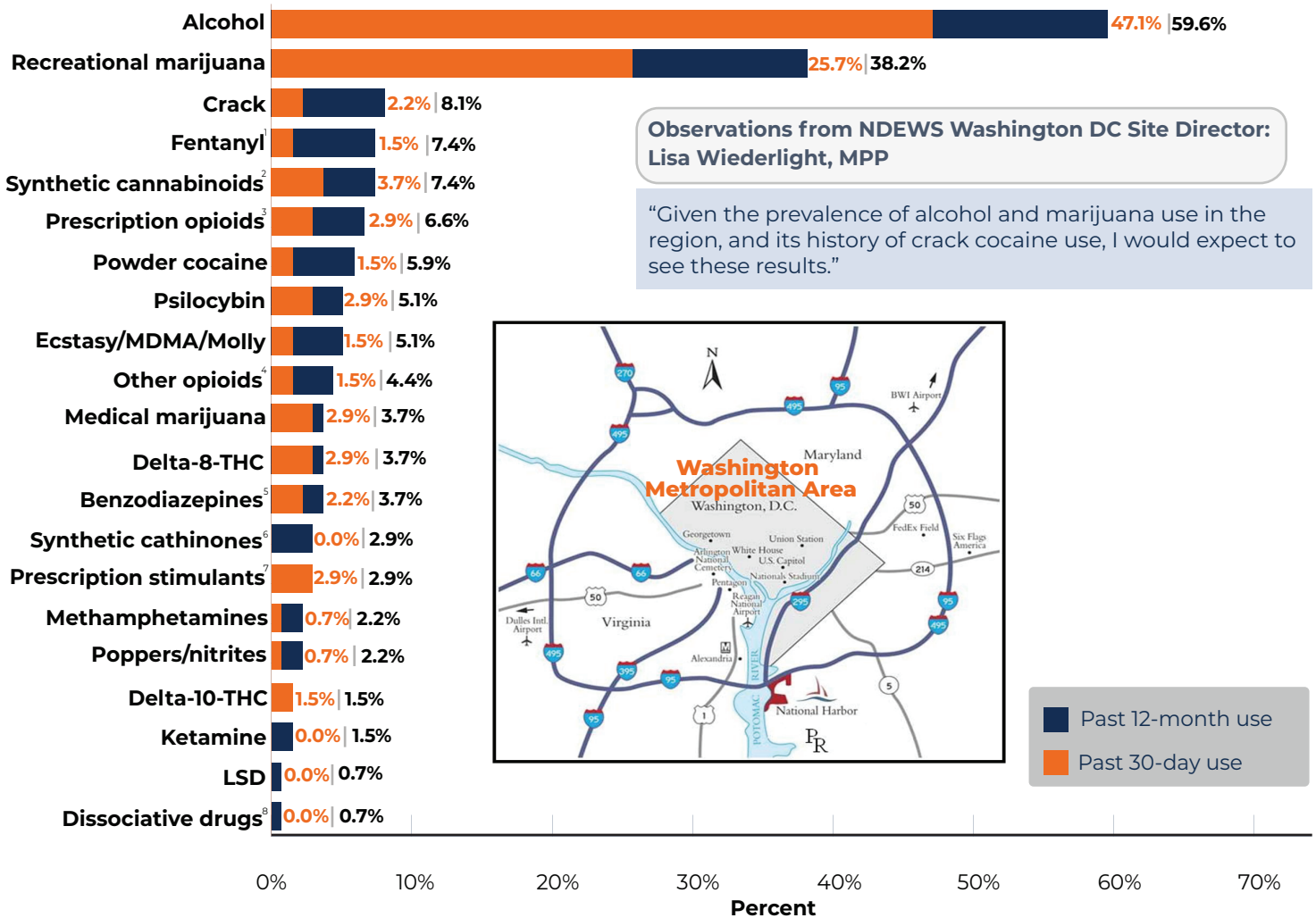


Substance use in the past 12 months: Washington Metropolitan Area Survey dates: April 11 and 12, 2025 N=136

The Rapid Street Reporting (RSR) team visited Washington Metropolitan Area on April 11th and 12th, 2025 and surveyed 136 individuals. After alcohol and recreational marijuana, the next most commonly reported substances used in the past 12 months were crack (8.1%), fentanyl (7.4%) and synthetic cannabinoids (7.4%).



1 Nonmedical use.

2 Synthetic cannabinoids include Spice and K2.

3 Prescription opioids include Vicodin/other hydrocodone, OxyContin, tramadol, and codeine with Tylenol.

4 Other opioids include heroin and other unspecified opioid drugs.

5 Benzodiazepines include Xanax/alprazolam and Klonopin/clonazepam.

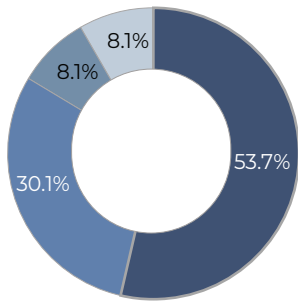
6 Synthetic cathinones include methylone/M1 and flakka/alpha-PVP.

7 Prescription stimulants include nonmedical use of Adderall, Ritalin, or another drug for ADHD.

8 Dissociative drugs include 2-MeO-Ketamine, 3-MeO-PCP, 4-MeO-PCP.

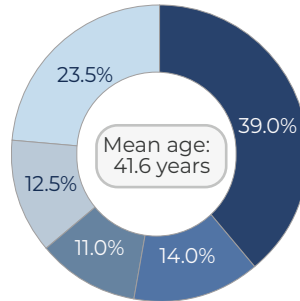
Characteristics of Washington Metropolitan Area participants

Race/ethnicity



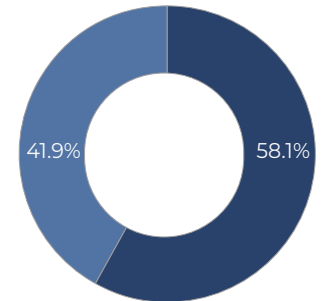
- White
- Black
- Asian
- Multiracial

Age



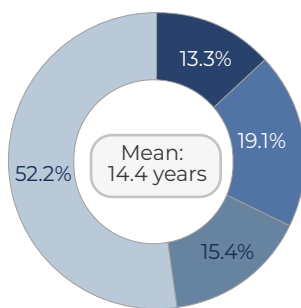
- 18-29
- 30-39
- 40-49
- 50-59
- 60+

Sex



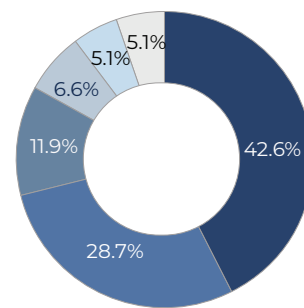
- Male
- Female

Education level



- Less than high school
- High School
- Some college
- College+

Location of survey



- Park
- Shopping area
- Gym
- Restaurant
- Transportation station
- Nightlife