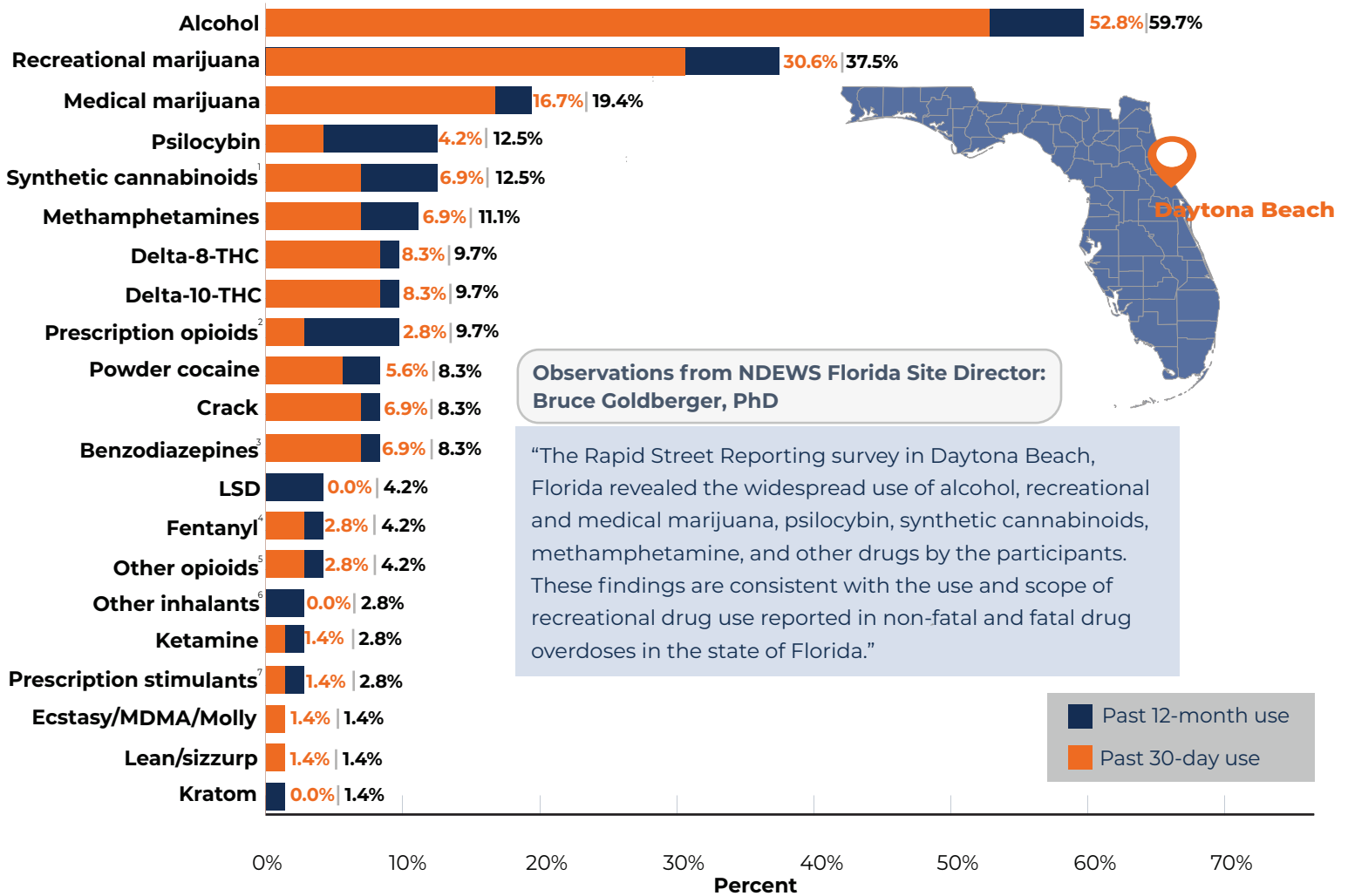


Substance use in the past 12 months: Daytona Beach, FL Survey dates: March 7 and 8, 2025* N=72

The Rapid Street Reporting (RSR) team visited Daytona Beach, FL on March 7th and 8th, 2025* and surveyed 72 individuals. After alcohol and marijuana, the next most commonly reported substances used in the past 12 months were psilocybin (12.5%), synthetic cannabinoids (12.5%) and methamphetamines (11.1%).



1 Synthetic cannabinoids include Spice and K2.

2 Prescription opioids include Vicodin/other hydrocodone, OxyContin, tramadol, and codeine with Tylenol.

3 Benzodiazepines include Xanax/alprazolam and Klonopin/clonazepam.

4 Nonmedical use.

5 Other opioids include heroin and other unspecified opioid drugs.

6 Other inhalants include nitrous oxide/whippits.

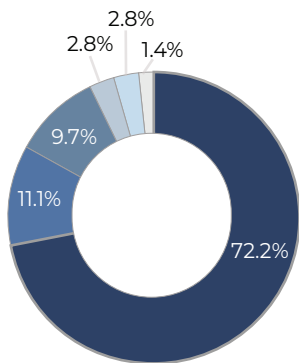
7 Prescription stimulants include nonmedical use of Adderall, Ritalin, or another drug for ADHD.

*Data collection occurred during the 84th Annual Daytona Beach Bike Week



Characteristics of Daytona Beach, FL participants

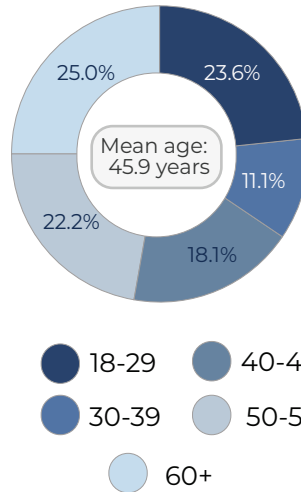
Race/ethnicity



- White
- Black
- Other
- Asian
- Multiracial
- American Indian

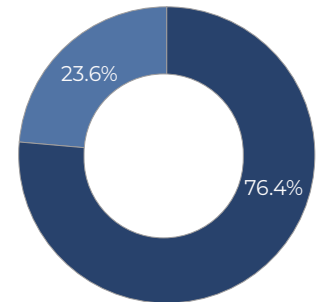
11% of participants identified as Hispanic/ Latino

Age



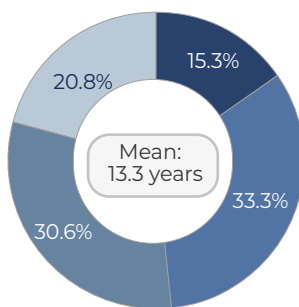
- 18-29
- 30-39
- 40-49
- 50-59
- 60+

Sex



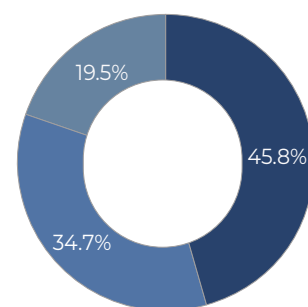
- Male
- Female

Education level



- Less than high school
- High School
- Some college
- College+

Location of survey



- Shopping area
- Sidewalk (NOS)
- Other*

*Other venues include nightlife (bar/club), beach, pier and town square/plaza.