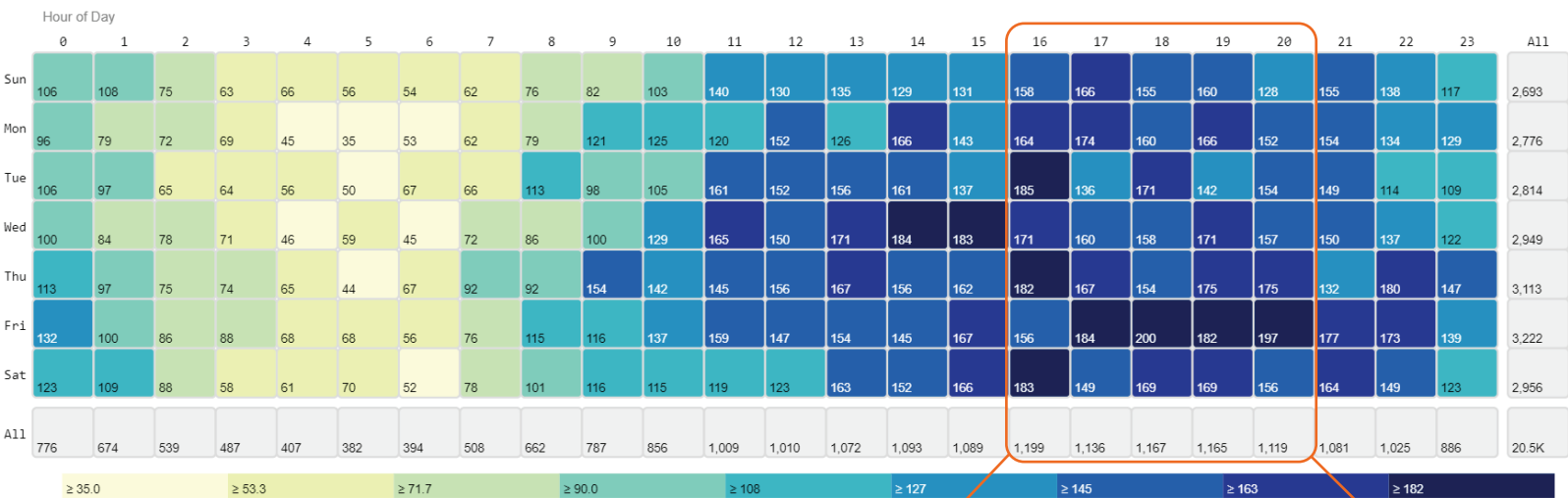


NDEWS Special Report Nonfatal fentanyl-related overdoses in the US August 1 – November 30, 2024

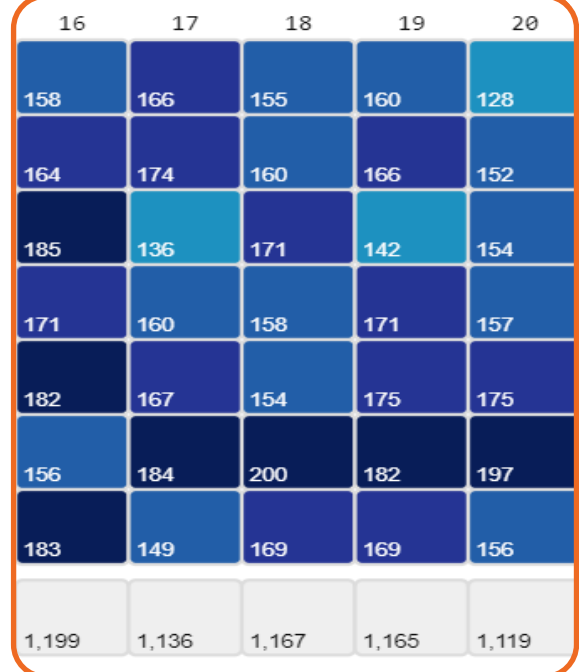
In this week's report, NDEWS highlights trends in nonfatal fentanyl-related overdoses across the U.S. from August 1 to November 30, 2024. The heatmap below illustrates the distribution of nonfatal fentanyl-related overdoses by time of day and day of the week. Page 2 provides demographic breakdowns, including age, sex, and racial/ethnic groups.

Heatmap of nonfatal fentanyl-related overdoses by time and day of the week

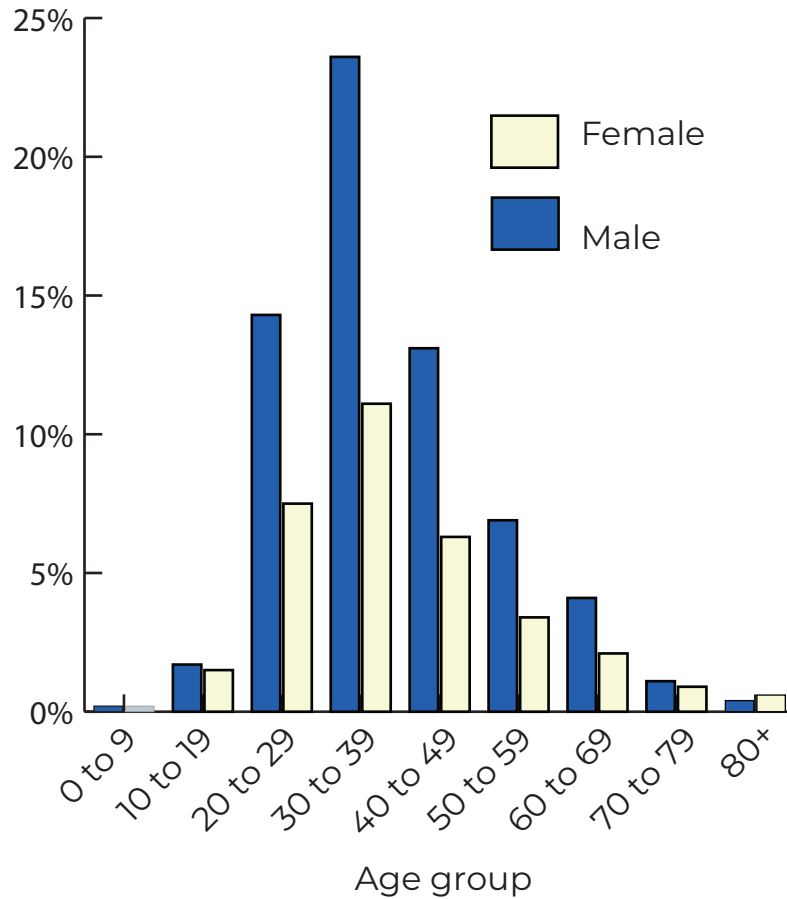


Between August 1 and November 30, EMS personnel reported 20,523 nonfatal fentanyl-related overdoses.

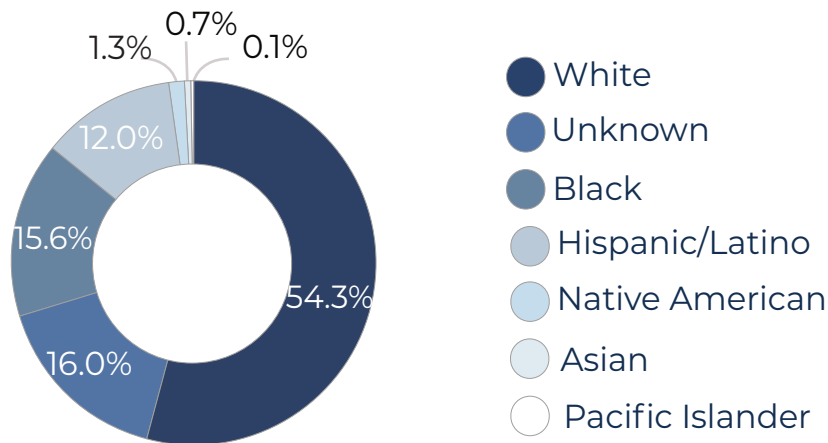
The largest proportion (28.2%) occurred between 16:00 and 20:59.



Age and sex distribution of persons who experienced nonfatal fentanyl-related overdose



Racial distribution of persons who experienced nonfatal fentanyl-related overdose



Note: Nonfatal fentanyl-related overdoses were included if they met the DOSE - EMS Pilot criteria for overdose, and included “fentanyl” or related indicators in the EMS report. Fatalities were excluded from the data.

75% of the data reported within 24 hours of event. Source: biospatial.io, 2024.

NDEWS is funded by the National Institute on Drug Abuse to the University of Florida (PI: Cottler, Co-Is: Goldberger, Nixon, Striley), New York University (Deputy Director: Palamar), and Florida Atlantic University (Co-I: Barenholtz). Recommended citation: National Drug Early Warning System (NDEWS). (2024). Special Report. (December 20, 2024). NDEWS-2024-SR0003.0. Retrieved from <https://ndews.org>.