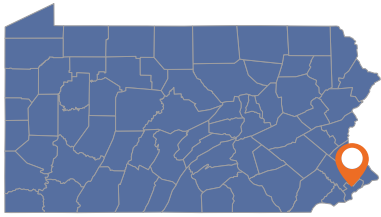


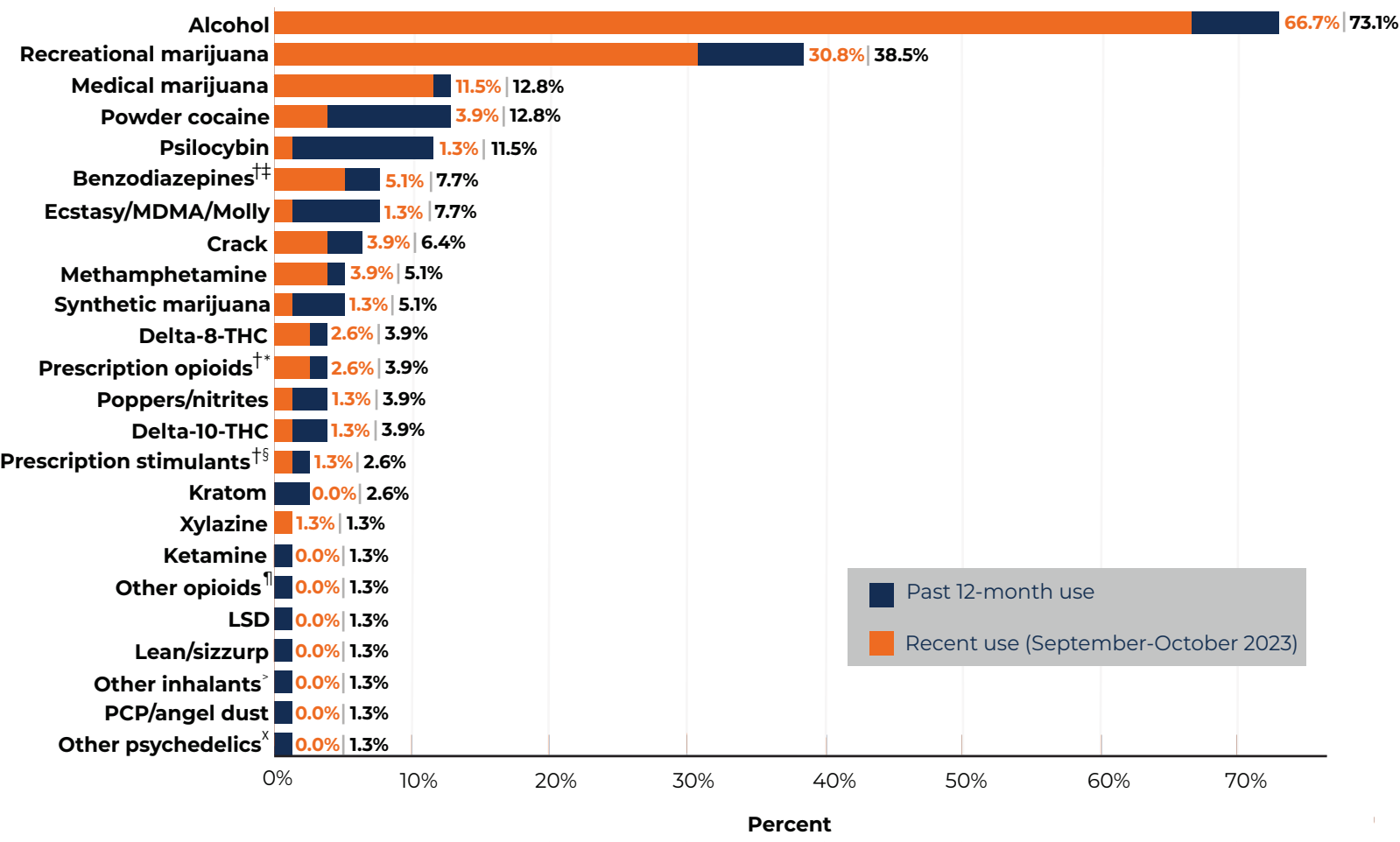
Substance use in the past 12 months: Philadelphia, PA

Survey dates: October 27–29, 2023
N=78



Philadelphia

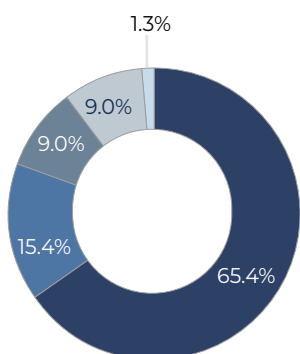
The Rapid Street Reporting (RSR) team visited Philadelphia, PA on October 27–29, 2023 and surveyed 78 individuals. After alcohol and marijuana, the next most commonly reported substances used in the past 12 months were powder cocaine (12.8%), psilocybin (11.5%), and benzodiazepines (7.7%).



† Nonmedical use.
 ‡ Benzodiazepines include Xanax/alprazolam, Valium/diazepam, Klonopin/clonazepam, Ativan/lorazepam, and other benzodiazepines.
 * Prescription opioids include Vicodin/other hydrocodone, and OxyContin/other oxycodone such as Percocet or roxicodone.
 § Prescription stimulants include nonmedical use of Adderall, Ritalin, or another drug for ADHD.
 ¶ Other opioids include heroin.
 > Other inhalants include nitrous oxide/whippits.
 x Other psychedelics include ayahuasca.

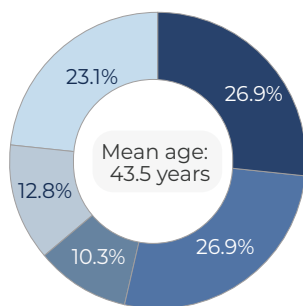
Characteristics of Philadelphia, PA participants

Race/ethnicity



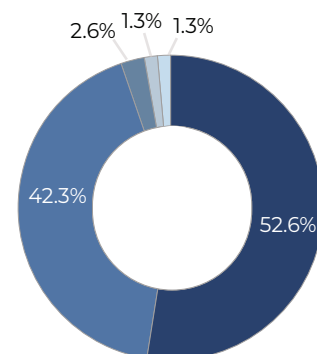
- White
- Black
- Asian
- Other
- Pacific Islander

Age



- 18-29
- 30-39
- 40-49
- 50-59
- 60+

Gender identity

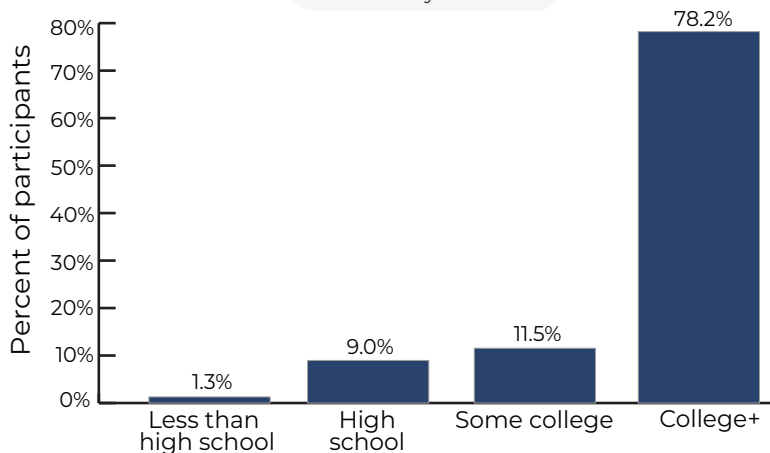


- Male
- Female
- Gender non-conforming
- Trans male
- Trans female

7.7% of participants identified as Hispanic/ Latino

Education level

Mean years of education: 16.4 years



Location of survey

