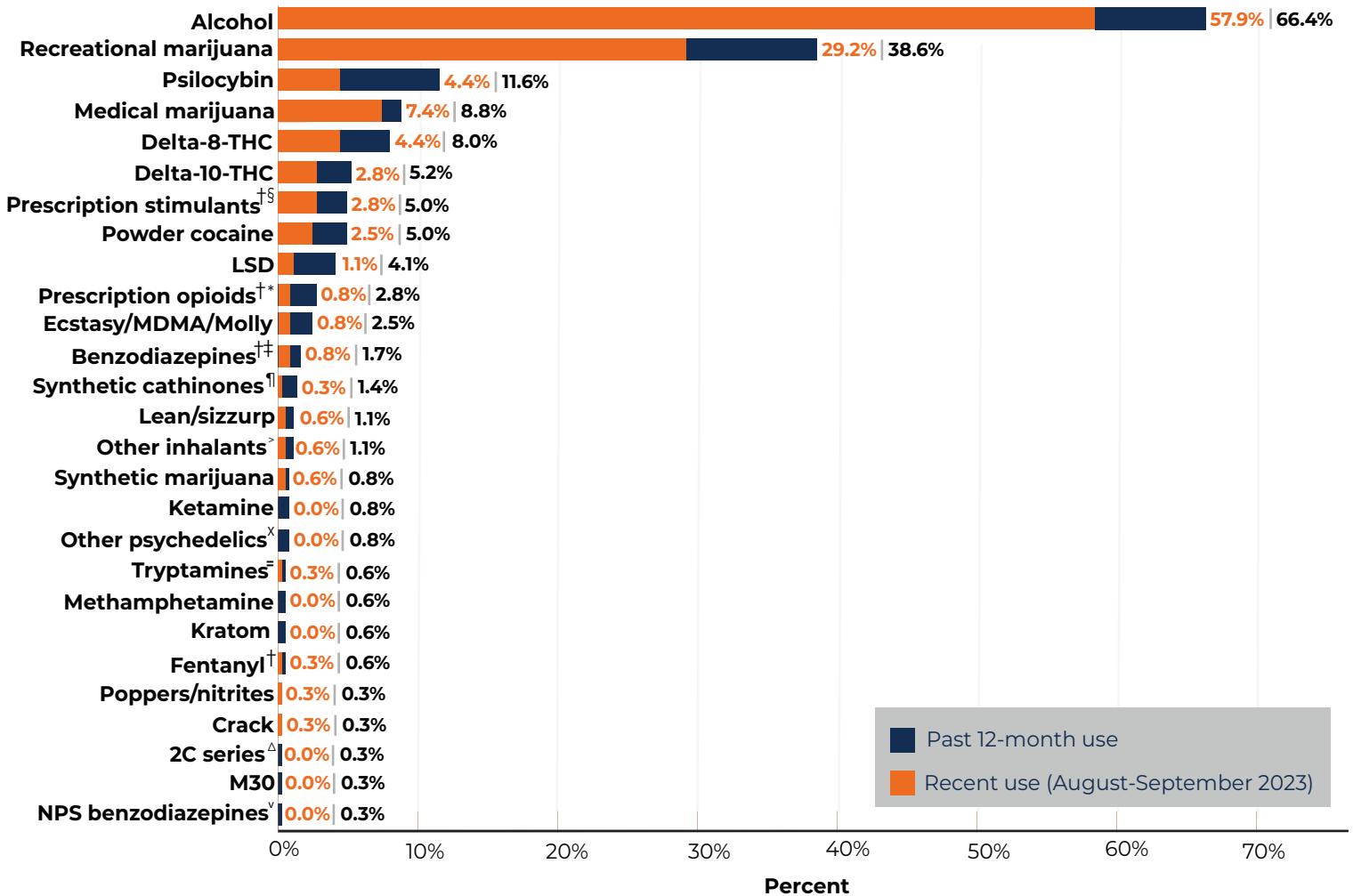


Substance use in the past 12 months: Phoenix, AZ Survey dates: September 22–24, 2023 N=363



Phoenix

The Rapid Street Reporting (RSR) team visited Phoenix, AZ on September 22–24, 2023 and surveyed 363 individuals. After alcohol and marijuana, the next most commonly reported substances used in the past 12 months were psilocybin (11.6%), delta-8-THC (8.0%), and delta-10-THC (5.2%).



† Nonmedical use.

§ Prescription stimulants include nonmedical use of Adderall, Ritalin, or another drug for ADHD.

* Prescription opioids include Vicodin/other hydrocodone, OxyContin/other oxycodone such as Percocet or roxicodone, tramadol, codeine with Tylenol, morphine, Dilaudid/other hydromorphone, methadone, and buprenorphine.

‡ Benzodiazepines include Xanax/alprazolam, Valium/diazepam, and Rohypnol/roofies.

¶ Synthetic cathinones include mephedrone, MDPV, methcathinone, methedrone, pentylone, dibutylone, and other or unknown bath salts.

> Other inhalants include nitrous oxide/whippits.

x Other psychedelics include ALD-52/Orange sunshine, DOM/STP, and mescaline.

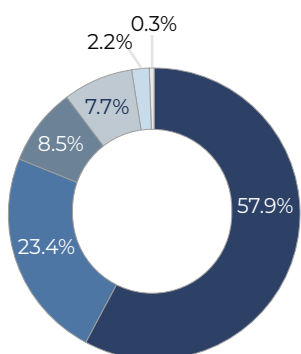
= Tryptamines include DMT, 5-MeO-MiPT/Moxy, AMT, and 5-MeO-DMT.

Δ 2C series include 2C-B/Nexus.

v NPS benzodiazepines include clonazolam.

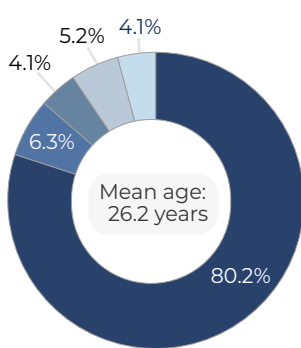
Characteristics of Phoenix, AZ participants

Race/ethnicity



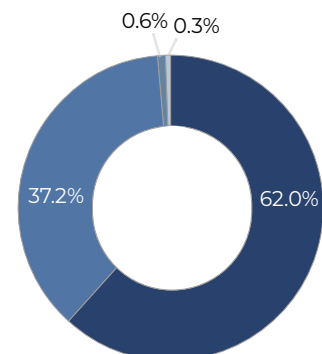
- White
- Asian
- Black
- Other
- American Indian
- Pacific Islander

Age



- 18-29
- 30-39
- 40-49
- 50-59
- 60+

Gender identity

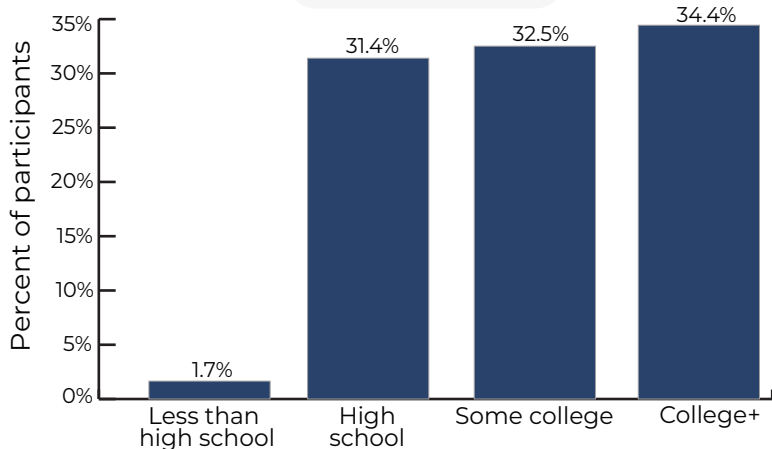


- Male
- Female
- Gender non-conforming
- Other

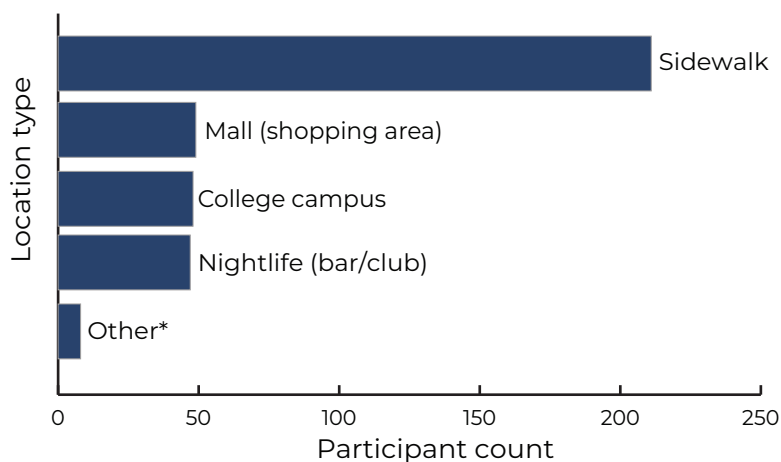
16.5% of participants identified as Hispanic/ Latino

Education level

Mean years of education: 14.3 years



Location of survey



*Other venues include restaurant and laundromat.

