

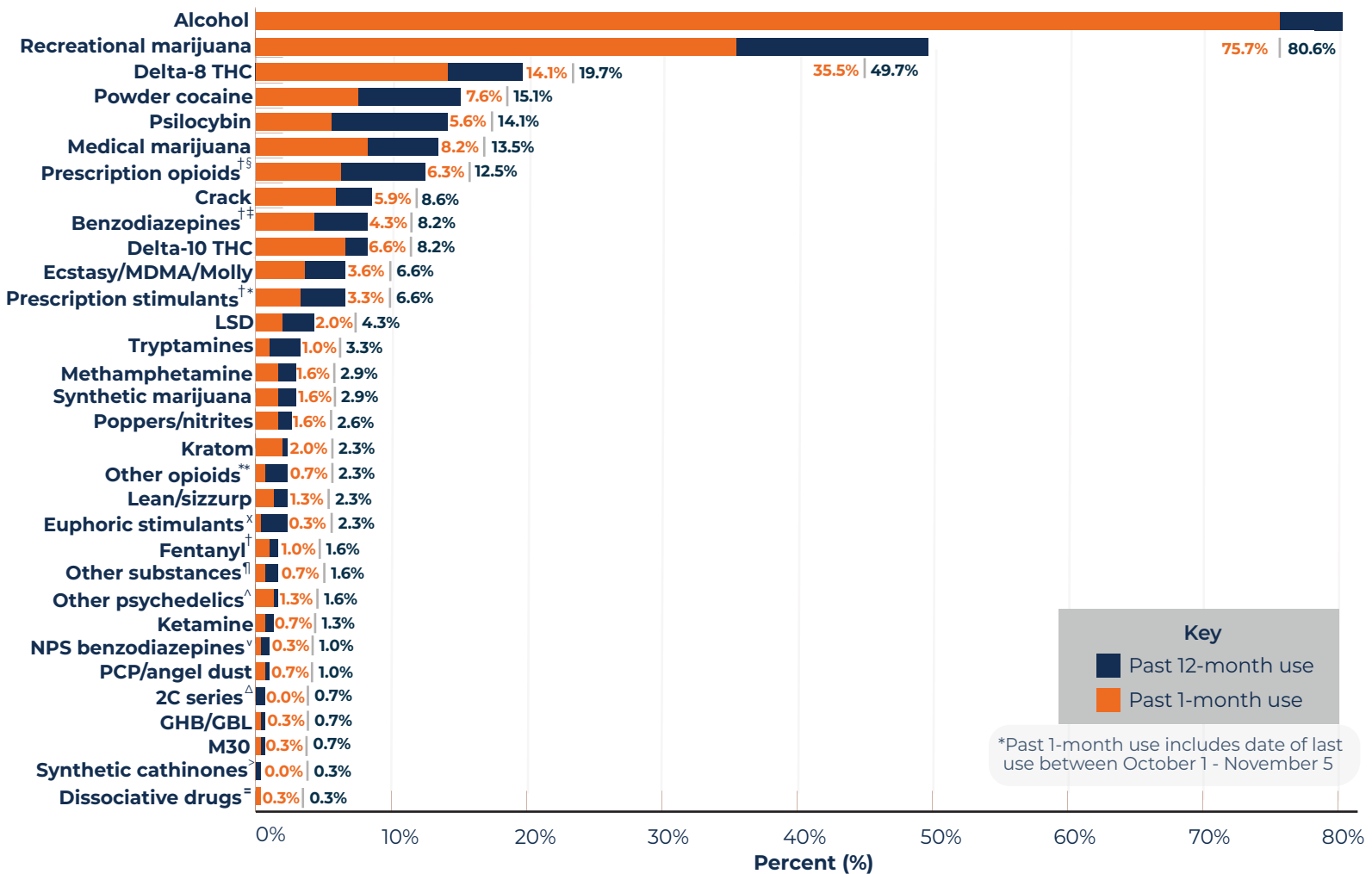
Substance use in the past 12 months: Charleston, SC

Survey dates: November 4–5, 2022
N=304



Special Hotspot Alert Location

The Rapid Street Reporting (RSR) team visited Charleston, SC on November 4–5 as the second RSR Hotspot location. Charleston was chosen for a Hotspot visit based on rates of drug overdose-related EMS dispatch records in October 2022. The top three reported drugs aligned with previous NDEWS Sentinel Site visits: marijuana (49.7%), powder cocaine (15.1%), and psilocybin (14.1%).



† Nonmedical use.

§ Prescription opioids include Vicodin/other hydrocodone, OxyContin/other oxycodone, and morphine.

* Prescription stimulants include nonmedical use of Adderall, Ritalin, or another drug for ADHD.

† Benzodiazepines include Xanax/alprazolam, Valium/diazepam, Klonopin/clonazepam, and Ativan/lorazepam.

** Other opioids include heroin, opium, and other fentanyl such as carfentanyl.

× Euphoric stimulants include MDA, MDEA/Eve, MDAI/Woof woof, and TMA.

†† Other substances include krokodil (n=1), nitrous (n=1), modafinil (n=1), and pure tobacco (n=1).

^ Other psychedelics include 1P-LSD, ALD/Orange sunshine, and DOM/STP.

∇ NPS benzodiazepines include etizolam, pyrazolam, and diclazepam.

Δ 2C series include 2C-B and 2C-1.

> Synthetic cathinones include flakka/alpha-PVP.

= Dissociative drugs include 2-f-deschloroketamine.

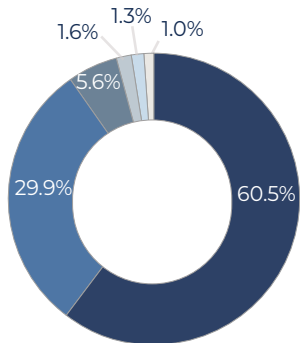
Substance use in the past 12 months: Charleston, SC

Survey dates: November 4–5, 2022
N=304

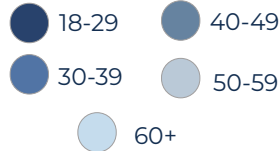
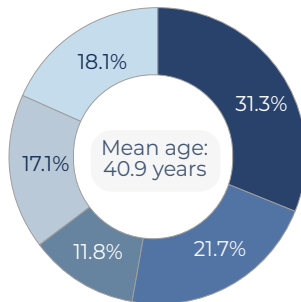
Page 2 of 2

Demographics of Charleston, SC Participants

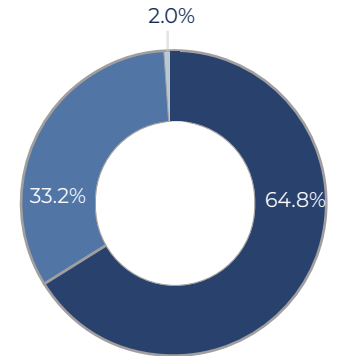
Race



Age



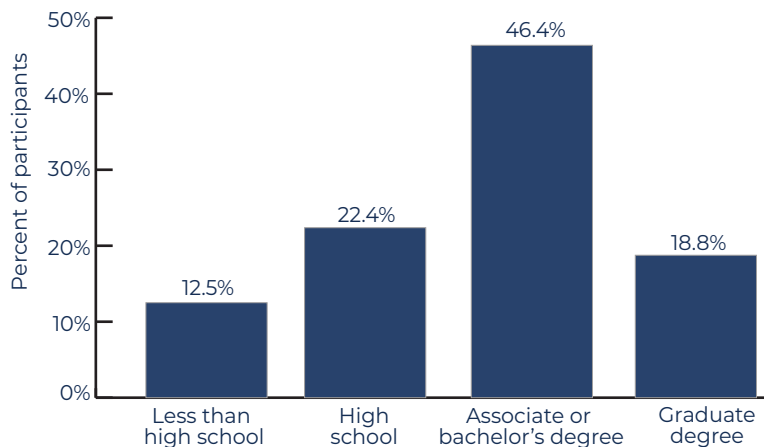
Gender identity



2% of participants identified as Hispanic/ Latino

Years of education

Mean years of education: 14.3 years



Location of survey

*Each site type included multiple venues. "Other" includes a homeless shelter, a restaurant, a library, and a campus.

