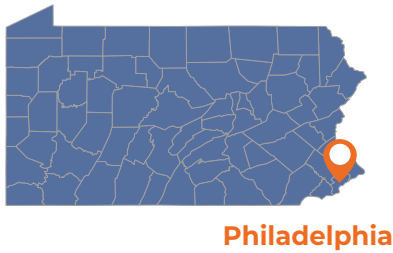
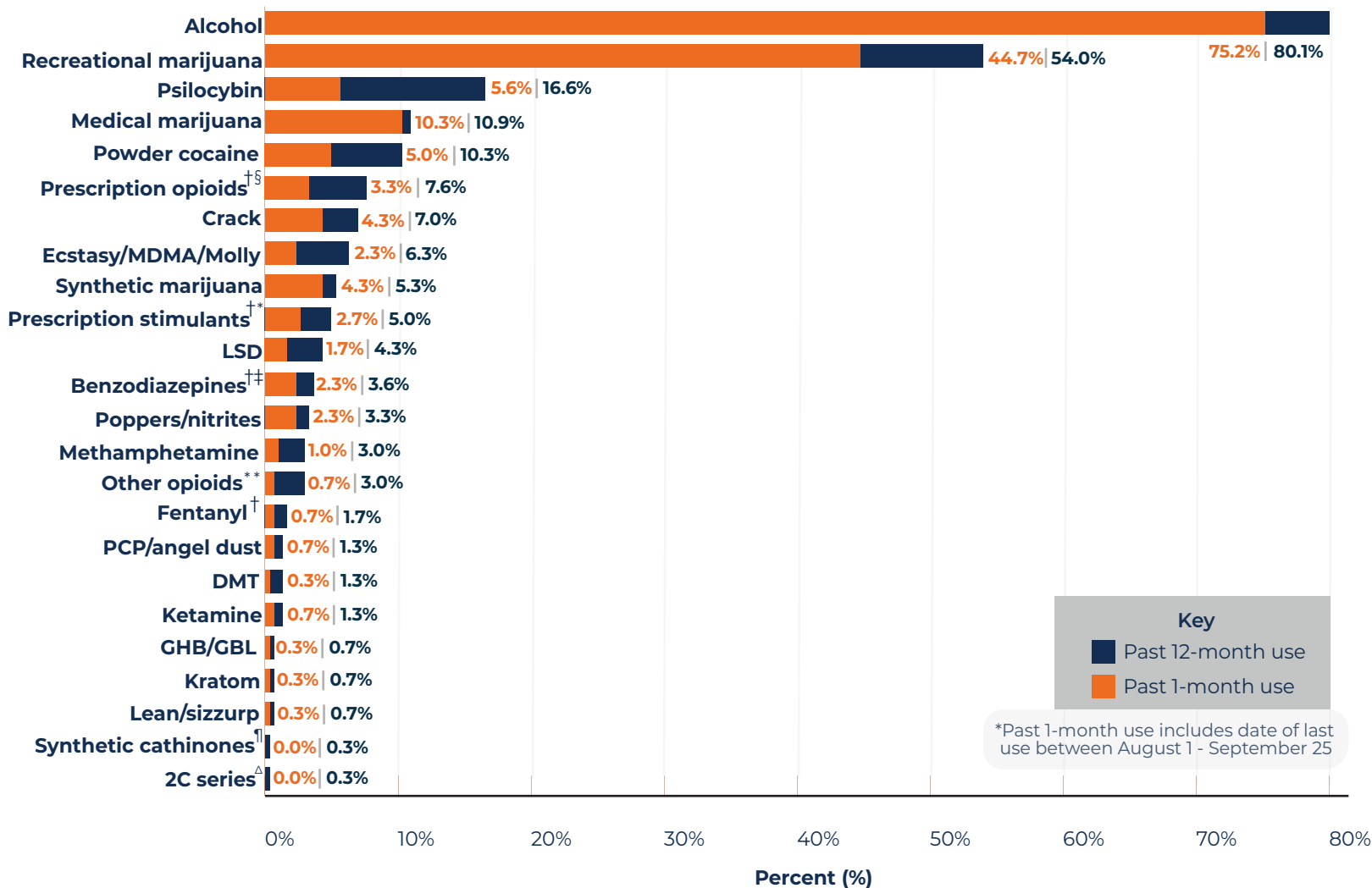


Substance use in the past 12 months: Philadelphia, PA

Survey dates: September 23–25, 2022
N=302



The National Drug Early Warning System (NDEWS) Rapid Street Reporting (RSR) team visited Philadelphia, PA on September 23-25, 2022. The RSR team conducted surveys (N=302) in public spaces, including parks, nightlife, town squares, sidewalks, music venues, grocery stores, and museums. Other than alcohol and marijuana, the top 3 substances reported were psilocybin, cocaine, and opioids. Of the 349 cocaine-involved overdose deaths in the first half of 2021 reported by the Philadelphia Department of Health, 79% also had an opioid detected in toxicology tests. Among those decedents, 97% were positive for fentanyl.



[†] Nonmedical use.

[§] Prescription opioids include Vicodin/other hydrocodone, OxyContin/other oxycodone, Tramadol, codeine, morphine, and methadone.

^{*} Prescription stimulants include nonmedical use of Adderall, Ritalin, or another drug for ADHD.

[†] Benzodiazepines include Xanax/alprazolam, Valium/diazepam, Klonopin/clonazepam, and Ativan/lorazepam.

^{**} Other opioids include heroin and other fentanyls such as carfentanil.

^{††} Synthetic cathinones include MDVP.

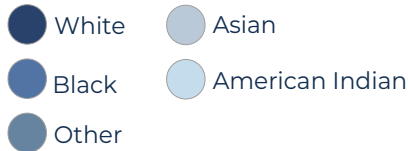
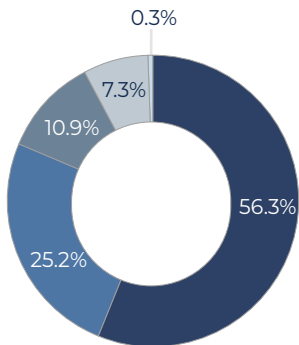
^Δ 2C series include 2C-D.

Substance use in the past 12 months: Philadelphia, PA

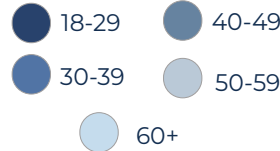
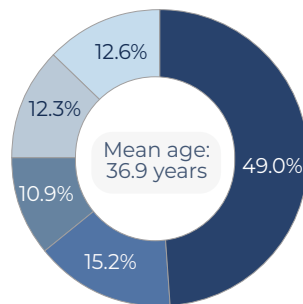
Survey dates: September 23–25, 2022
N=302

Demographics of Philadelphia, PA Participants


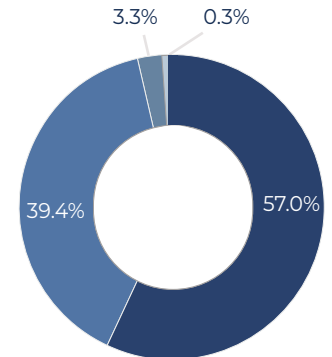
Race



Age



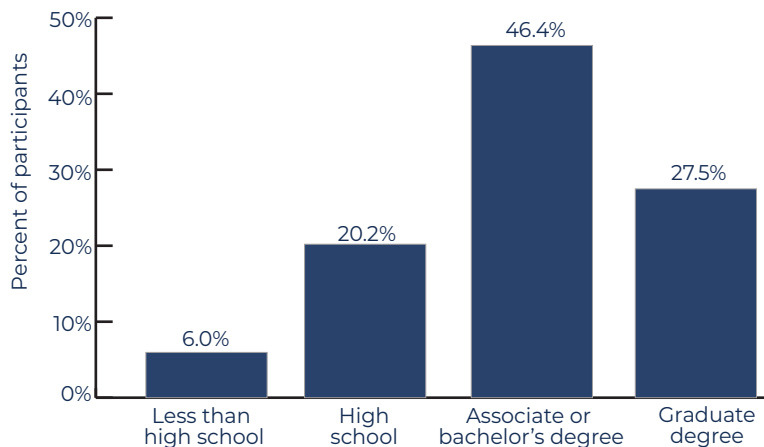
Gender identity



11.3% of participants identified as Hispanic/ Latino

Years of education

Mean years of education: 15.3 years



Location of survey

*Each site type included multiple venues. "Other" includes a grocery store and a music venue.

