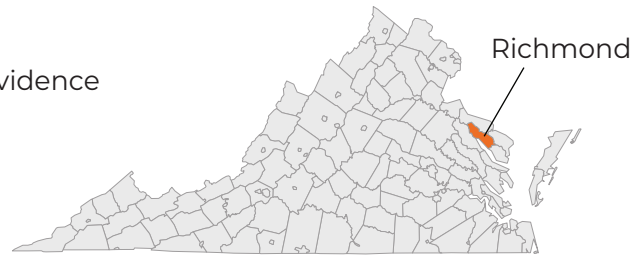
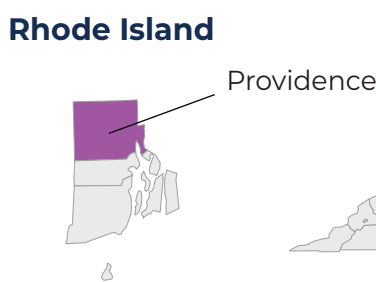
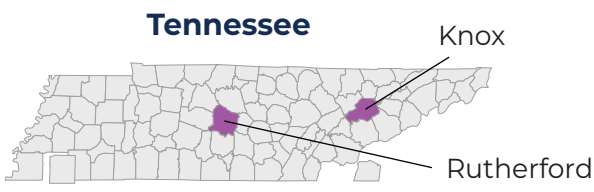
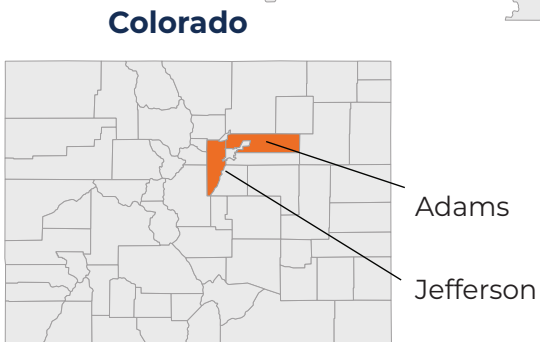
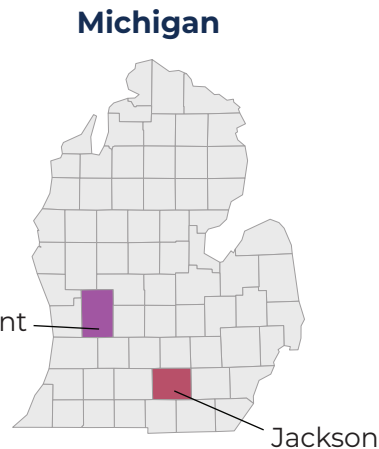
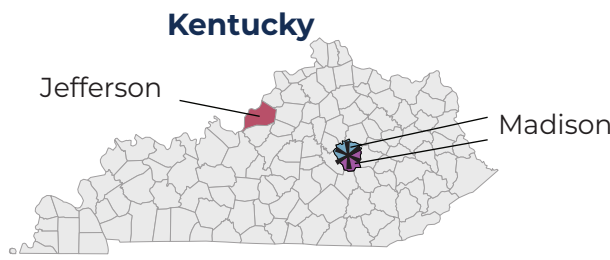
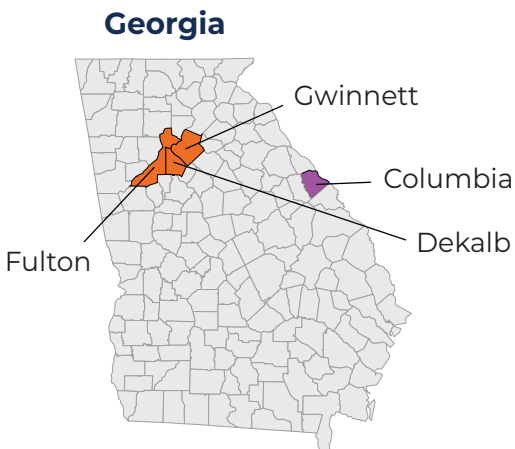
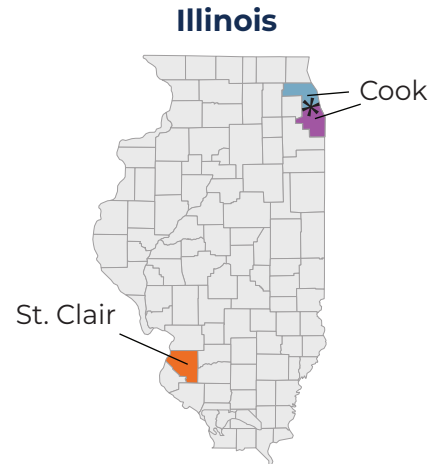
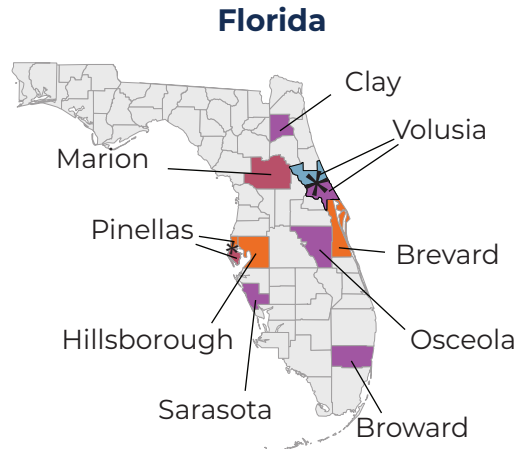
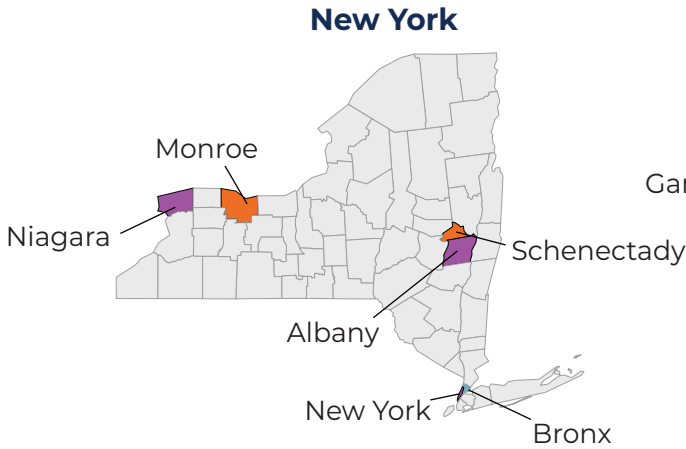
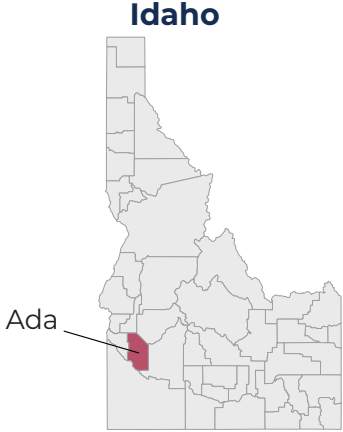


NDEWS Hotspot Alerts: Opioid, heroin, methamphetamine, and non-opioid 911 dispatches September 1-7, 2022

● Heroin ● Methamphetamine ● Opioid ● Non-opioid ✖ More than one alert



NDEWS Hotspot Alerts: Opioid, heroin, methamphetamine, and non-opioid 911 dispatches September 1-7, 2022

County	Count	Date	Dispatch type	County	Count	Date	Dispatch type
Adams, CO	21	9/7	Non-opioid	Clay, FL	–*	9/3	Opioid
Albany, NY	31	9/1	Non-opioid	Columbia, GA	10	9/6	Opioid
Alameda, CA	70	9/5	Non-opioid	Cook, IL	72	9/1	Opioid
Brevard, FL	41	9/2	Non-opioid	Kent, MI	28	9/7	Opioid
Dekalb, GA	21	9/5	Non-opioid	Knox, TN	46	9/7	Opioid
Fulton, GA	36	9/4	Non-opioid	Madison, KY	13	9/4	Opioid
Garland, AR	10	9/4	Non-opioid	New York, NY	120	9/3	Opioid
Gwinnett, GA	24	9/3	Non-opioid	Niagara, NY	13	9/3	Opioid
Hillsborough, FL	32	9/4	Non-opioid	Osceola, FL	–*	9/4	Opioid
Jefferson, CO	23	9/3	Non-opioid	Providence, RI	39	9/4	Opioid
Monroe, NY	70	9/3	Non-opioid	Rutherford, TN	14	9/3	Opioid
Pinellas, FL	133	9/7	Non-opioid	Sarasota, FL	19	9/3	Opioid
Richmond City, VA	20	9/2	Non-opioid	Ada, ID	–*	9/6	Methamphetamine
Schenectady, NY	12	9/2	Non-opioid	Jackson, MI	–*	9/3	Methamphetamine
St. Clair, IL	10	9/4	Non-opioid	Jefferson, KY	49	9/7	Methamphetamine
Bronx, NY	31	9/3	Heroin	Marion, FL	11	9/2	Methamphetamine
Cook, IL	23	9/3	Heroin	San Francisco, CA	88	9/5	Methamphetamine
Madison, KY	31	9/4	Heroin	San Joaquin, CA	32	9/3	Methamphetamine
Volusia, FL	31	9/3	Heroin	Pinellas, FL	54	9/5	Methamphetamine
Broward, FL	66	9/3	Opioid	Stanislaus, CA	37	9/3	Methamphetamine

*Note: Counts less than ten are automatically suppressed.

All dispatch types above follow the guidelines set by the National Emergency Medical Services Information System (NEMSIS). Data is limited to 24 US states with statewide partnerships with biospatial.io: Alabama, Alaska, Arkansas, California, Colorado, Florida, Georgia, Idaho, Illinois, Kansas, Kentucky, Maine, Michigan, Mississippi, Montana, New Mexico, New York, Rhode Island, South Carolina, Tennessee, Utah, Virginia, Wisconsin, and Wyoming.

Opioid-related dispatches are based on the Enhanced State Opioid Overdose Surveillance (ESOOS) criteria as defined by the state of Rhode Island, intended to detect incidents involving opioid overdose. **Heroin-related** dispatches are based on the ESOOS criteria as defined by the state of Rhode Island, intended to detect incidents involving heroin overdose. Heroin overdoses are a subset of opioid overdoses. **Methamphetamine-related** dispatches are based on incidents involving methamphetamine due to terms and phrases found in the record narrative and chief complaint elements. **Non-opioid-related dispatches** are based on the Virginia Department of Health criteria for incidents involving non-opioid overdoses; indicates events where naloxone administration response is unchanged or worse, or involving ICD-CM-10 codes for cocaine, cannabis, LSD, or other unspecified psychodysleptics.