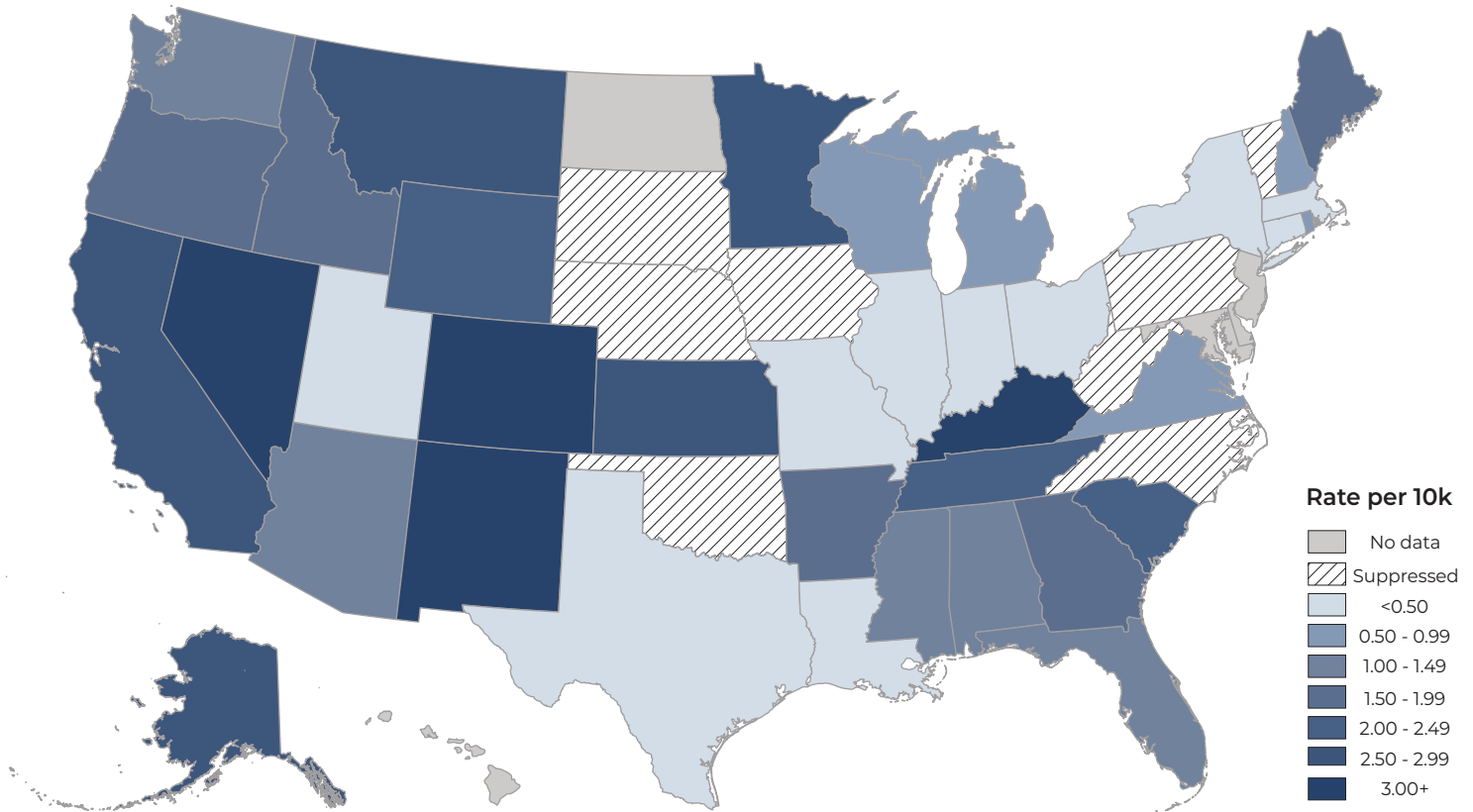


## Methamphetamine-related 911 EMS responses per 10k population, June 2022 – August 2022



### Top ten states by rate per 10k

State	Rate per 10k	Count	Percent coverage
New Mexico	7.15	1,507	79.5 %
Colorado	5.69	3,302	72.3 %
Nevada	4.02	1,262	31.8 %
Kentucky	3.27	1,462	82.4 %
Alaska	2.74	200	53.4 %
Montana	2.72	294	73.4 %
California	2.70	10,647	49.6 %
Kansas	2.54	739	75.5 %
Minnesota	2.54	1,439	75.9 %
Wyoming	2.39	139	79.5 %

### Report summary

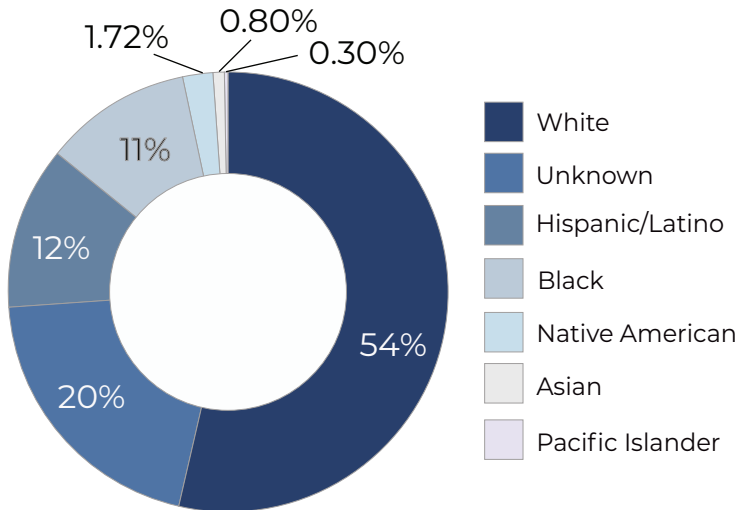
From June 1, 2022 to August 18, 2022, methamphetamine-related 911 responses were reported in 1,467 incident counties in 45 states. Of those 911 responses, a majority of persons were white (54%), and male (67%). New Mexico had the highest rate of responses with 7.15 responses per 10k residents, followed by Colorado with 5.69 per 10k residents, and Nevada with 4.02 per 10k residents.

Methamphetamine-related 911 responses are calls involving methamphetamine, based on the EMS narrative. Data are available for 66% of all EMS responses in the US, with full coverage in 24 states; 75% of the data reported within 24 hours of event.

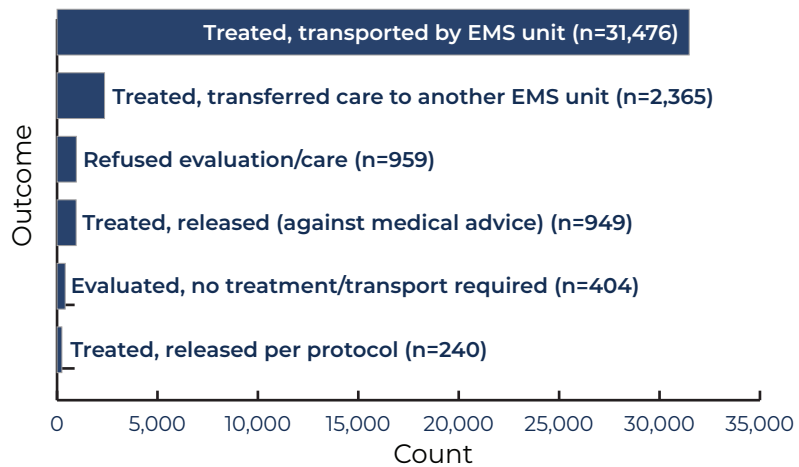
**Source: biospatial.io, 2022.** Data extracted 8/18/22. NDEWS is funded by the National institute on Drug Abuse to the University of Florida (PI: Cottler, Co-Is: Goldberger, Nixon, Striley), New York University (Co-I: Palamar), and Florida Atlantic University (Co-I: Barenholtz).

## Methamphetamine-related 911 EMS responses per 10k population, June 2022 – August 2022

### EMS responses by race/ethnicity



### EMS responses by outcome



### EMS responses by age and sex

