

N·DEWS

RAPID STREET REPORTING

Substance use in the past 12 months: New York City, NY

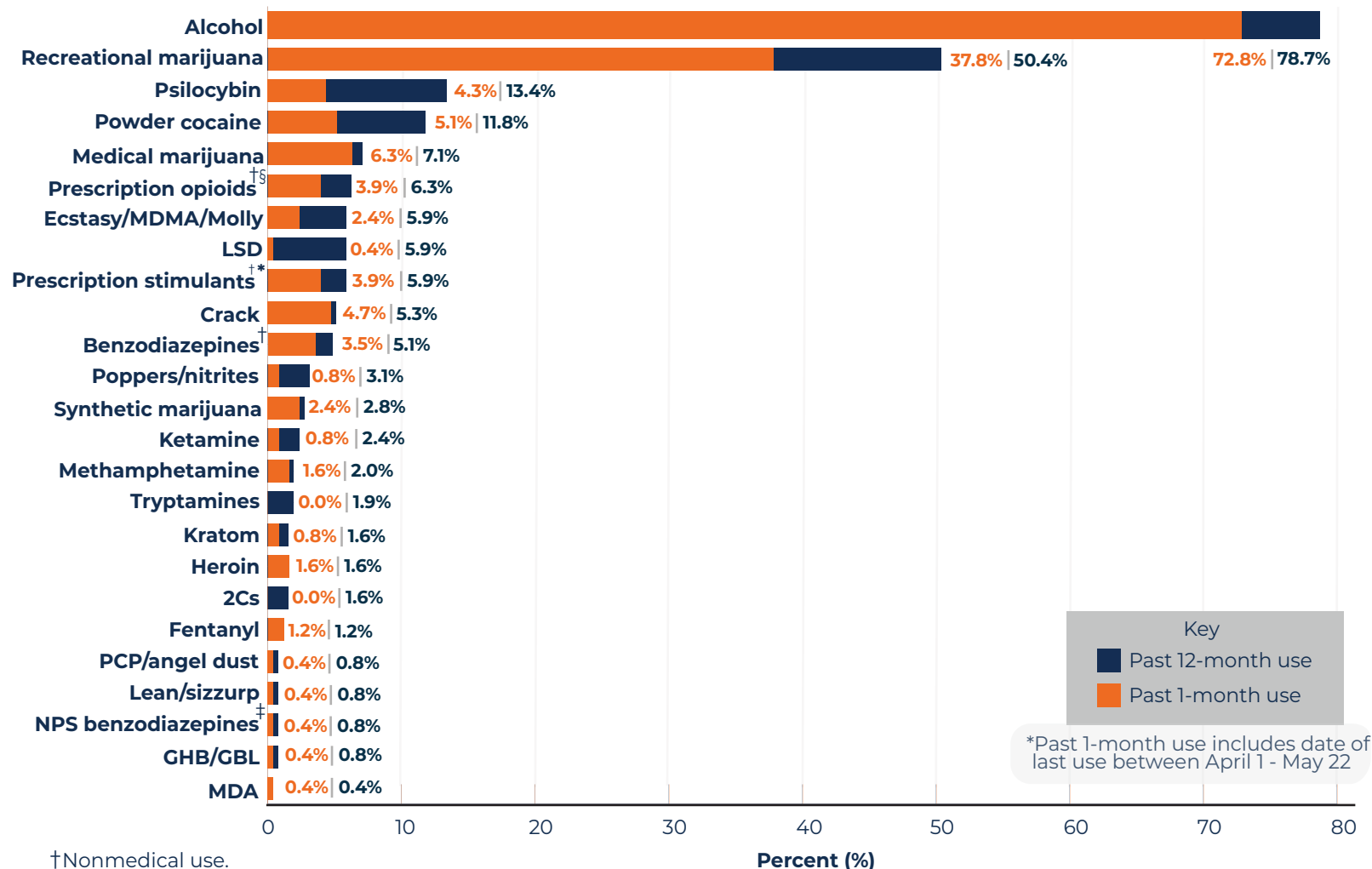
Survey dates: May 20–22, 2022
N=254

Page 1 of 2



The National Drug Early Warning System (NDEWS) Rapid Street Reporting (RSR) team visited New York City, NY May 20–22, 2022. Interviews (N=254) were conducted in public spaces, including parks, transportation stations, town squares, shopping areas, nightlife, and music venues. Data presented include past 12-month and past 1-month use.

In March 2022, the NDEWS Sentinel Site Director for New York City, Dr. Alex Harocopos, submitted the most recent overdose statistics reported by the NYC Department of Health and Mental Hygiene. Compared to 2019, the rate of overdose deaths in 2020 increased from 21.9 to 30.5 per 100,000 NYC residents. Overdose deaths in 2020 involved cocaine (48%), heroin (47%), opioid analgesics (16%), excluding fentanyl and tramadol, and methamphetamine (5%). More than one central nervous system depressant (e.g., alcohol, benzodiazepines, or opioids) was involved in 48% of deaths. The most common opioid in cocaine-involved overdose deaths was fentanyl. Cocaine and prescription opioids were also among the top self-reported substances used in the past 12 months, according to the NDEWS RSR findings.



[†]Nonmedical use.

[§]Prescription opioids include Vicodin/other hydrocodone.

^{*}Prescription stimulants include nonmedical use of Adderall, Ritalin, or another drug for ADHD.

[‡]NPS benzodiazepines include pyrazolam and clonazepam.


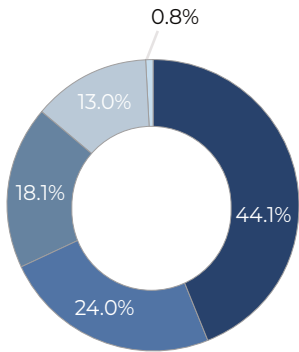
NDEWS is funded by the National Institute on Drug Abuse to the University of Florida (PI: Cottler, Co-Is: Goldberger, Nixon, Striley), New York University (Co-I: Palamar), and Florida Atlantic University (Co-I: Barenholtz). Designed by Andrew Mike.

Recommended citation: National Drug Early Warning System (NDEWS). (2022). Substance use in the past 12 months: New York City (NDEWS-2022-RSR0007). Retrieved from <https://ndews.org>.

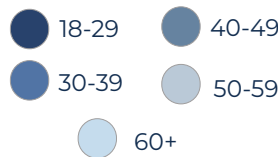
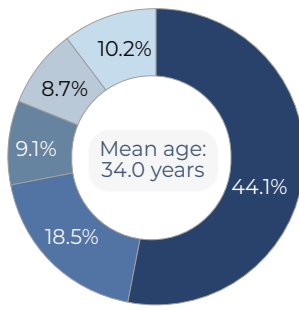
Substance use in the past 12 months: New York City, NY Survey dates: May 20–22, 2022 N=254

Demographics of New York City Participants


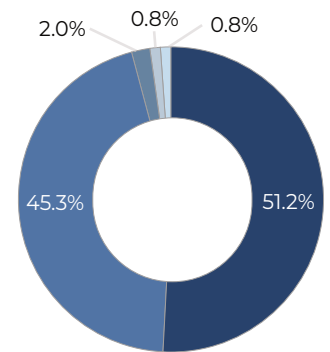
Race



Age



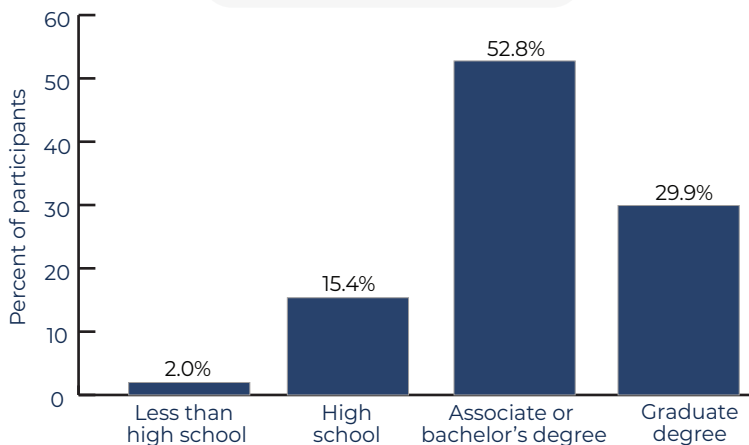
Gender identity



17.3% of participants identified as Hispanic/ Latino

Years of education

Mean year of education: 16.6 years



Location of survey

*Each site type included multiple venues. Other includes malls, nightlife, music venues, restaurants, stadiums and skate parks.

