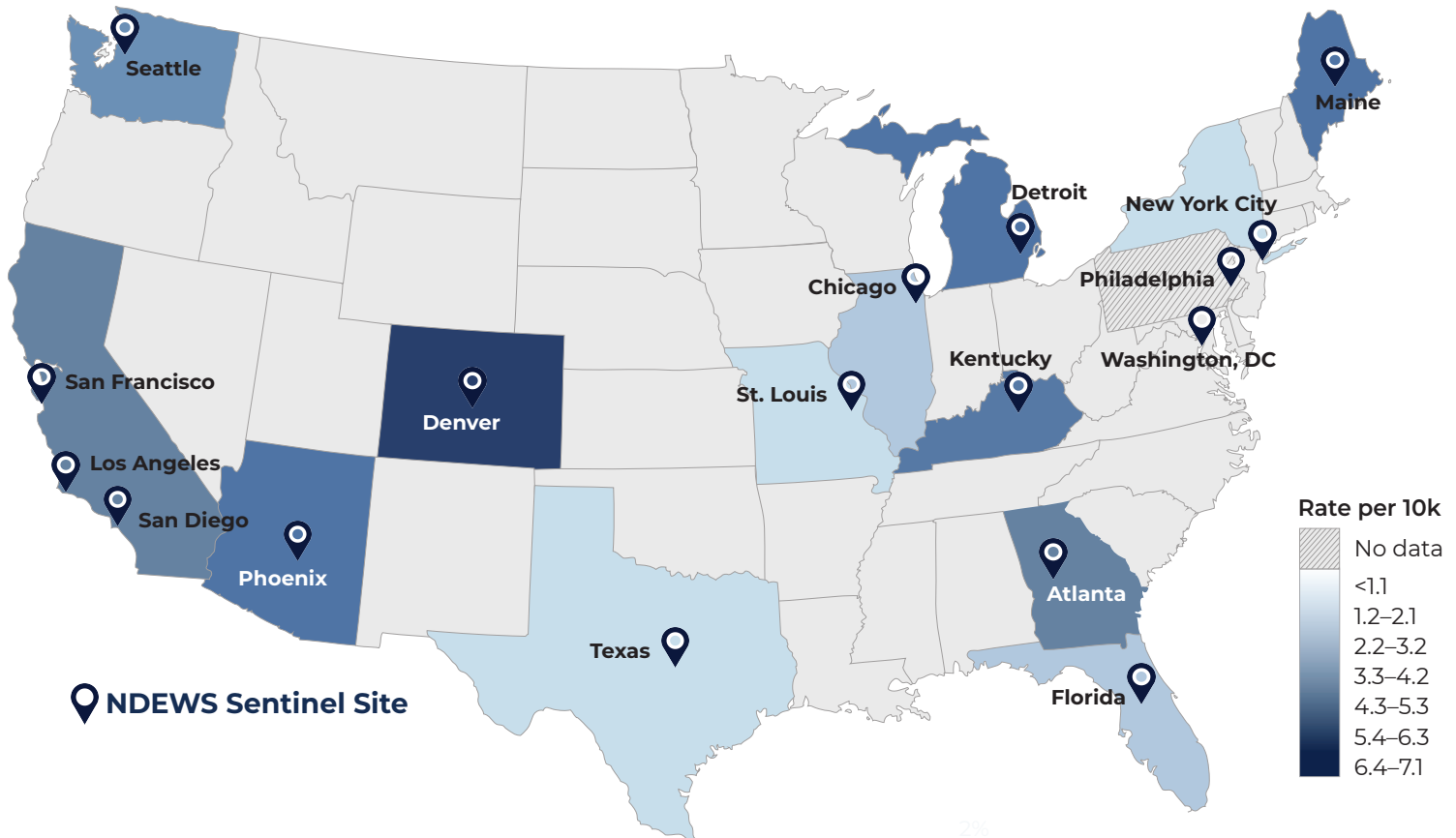


2021 Q3 Report: Methamphetamine-related 911 EMS responses per 10k population, July 2021 – September 2021



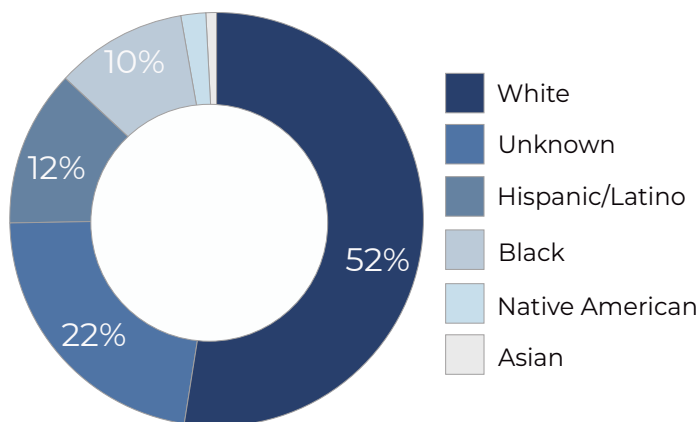
State	Count	Rate per 10k	Percent coverage
Colorado	3,992	7.01	77.5 %
Kentucky	1,758	3.93	90.0 %
California	13,534	3.42	67.0 %
Maine	257	2.11	94.6 %
Washington	1,239	1.92	14.6 %
Arizona	1,169	1.64	19.7 %
Michigan	1,325	1.63	86.7 %
Florida	2,151	1.01	84.8 %
Illinois	792	0.62	71.6 %
New York	1,104	0.56	43.1 %
Missouri	182	0.30	44.6 %
Texas	843	0.29	13.7 %
Pennsylvania	–	–	0.0 %
Washington, DC	–	–	0.0 %

Report summary

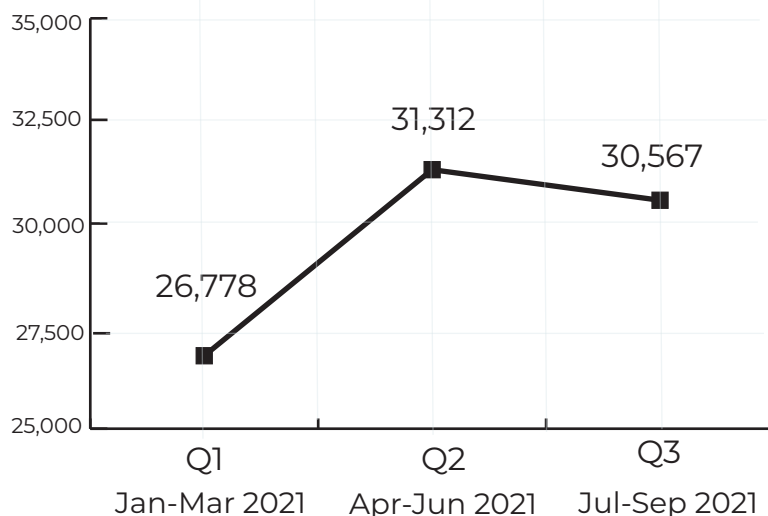
Methamphetamine use has primarily been reported on the west coast of the US. Data shown suggest a shift to the Midwest and eastern US. In Quarter 3 of 2021 there were 30,567 methamphetamine-related 911 responses, with Colorado and Kentucky having the largest rate of responses per 10k, although California had the highest overall count of methamphetamine-related 911 responses.

2021 Q3 Report: Methamphetamine-related 911 EMS responses per 10k population, July 2021 – September 2021

EMS responses by race/ethnicity



EMS responses by Quarter, 2021



EMS responses by age and sex

